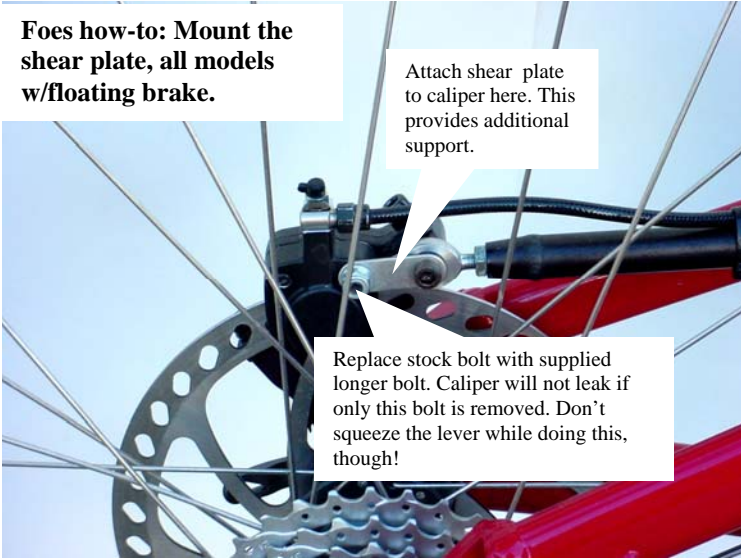




TECHNICAL GUIDE - 2004

Foes how-to: Mount the shear plate, all models w/floating brake.



Attach shear plate to caliper here. This provides additional support.

Replace stock bolt with supplied longer bolt. Caliper will not leak if only this bolt is removed. Don't squeeze the lever while doing this, though!

Floating brake mount for Hayes (MC74)

Foes models utilizing a floating rear disc “direct brake mount” for Hayes (MC74) are designed to use a “shear plate” to help further spread braking force loads over an additional anchor point.

It is not necessary to adjust the floating brake rod's length when installing Hayes brakes. Other brands of brakes which also fit the Hayes (MC74) mount size may require slight adjustments to achieve best fit. This mount for Hayes is on the following model years; 2002-current.

Front derailleur size/type specifications for applicable 2004 models

<i>Model</i>	<i>Clamp Size</i>	<i>Type</i>
The Fly	34.9 mm	Bottom Swing/Bottom Pull
FXR	34.9 mm	Bottom Swing/Bottom Pull
Inferno	34.9 mm	Bottom Swing/Bottom Pull

FXR Takes a 27.2 Seat Post
 Mono/Fly/Inferno Take a 31.6 Seat Post

Tips on proper bottom bracket installation

All Foes frames use a 68 mm bottom bracket shell. Due to the many different possible bb/crank brands and offsets, we cannot provide bottom bracket spindle lengths. Additionally, some brands of bottom bracket threads may vary slightly in pitch and depth. This may require “chasing” the bb threads using the proper taps (and skills). **If your choice of bb does not thread in by hand do not try to force it in.** Every Foes frame's bb threads are inspected before shipping using a “go/no-go” precision thread gauge. This allows for precise installation of major bb brands such as Shimano; as stated before, this can vary from brand to brand. Foes dealers have the technical knowledge to properly recommend and install most any make of bottom bracket/crank combinations. We take extra time and care to ensure each frame is shipped with perfect threads. **Damaged threads are NOT covered under our warranty.**


Seat Post Clamp Diameters

DHS-MONO, THE FLY, INFERNO: **35 mm** FXR: **32 mm**


TECHNICAL GUIDE - 2004 (continued)

Foes-specific chain-guide roller systems by Foes/MRP

The Fly



DHS models



Complete chain-guides are available in 5-bolt & 4-bolt – **MSRP \$229.99**

Foes/MRP roller kit available also without chain-guide plates – **MSRP \$149 - Pt # MRP07**

Foes/MRP "LRP"-style lower roller kit only (for use with front derailleur) – **MSRP \$69 - Pt # LRP01**

REAR DERAILLEUR HANGER SELECTION



DHS 12mm axle CNC hanger. Fits models with 12mm through axle made from 2000 to present.
Pt #HA01
MSRP \$ 29.95

DHS 12mm axle CNC hanger. Fits models with 12mm through axle made in 1998 & 1999. Pt #HA05
MSRP \$ 29.95

DHS Q/R CNC hanger. Fits models with quick release axle made in 1998 & 1999. Pt #HA03
MSRP \$ 19.95

LTS/Weasel Q/R CNC hanger. Fits models with quick release axle from 1998-2000 (except FXC)
Pt #HA02
MSRP \$ 19.95

Foes Q/R hanger. Fits all models with quick release axle made from 2001 to present, & 2000 FXC
Pt #HA04
MSRP \$11.99